


































































































Name	Discipline	Open	WNB	Jrs	Best	Run1	Run2	Run3	Run4	Run5
Luge										
 Farmer, Ryan	Luge	1			1:14.157	1:15.187	1:14.157	1:35.867		
 Parks, Kolby	Luge	2			1:15.672	1:15.672	1:15.922	1:15.891		
 Laberge, Fred	Luge	3			1:17.410	1:17.410				
 Riffenburgh, Sabrina	Luge	4	1		1:18.078	1:18.078	1:18.570			
 McBride, Chris	Luge	5			1:20.480	1:21.899	1:20.738	1:20.480		
 Marez, Cristian	Luge	6			1:20.750	1:20.750	1:21.200	1:21.442		
 Haaland, Amanda	Luge	7	2		1:22.883	1:24.102	1:22.883			
 Scott, Timothy	Luge	8			1:23.188	1:23.188				
 Hill, Rose	Luge	9	3		1:24.851	2:18.754	1:27.383	1:24.851		
 Kaye, Maxwell	Luge	10			1:27.594	1:27.594				
 Johnson, Chase	Luge	11			1:30.684	1:30.684				
 Kusnir, Fern	Luge	12	4		1:35.930	2:03.816	1:35.930	1:46.027		
 Napp, Kenneth	Luge									
 Hill, Katerina	Luge									
Skate										
 Hanna, Dane	Skate	1			1:11.211	1:11.211	1:11.512	1:11.531		
 Smith, Morgan	Skate	2			1:12.433	1:12.433	1:13.386	1:14.047		
 Fox, Owen	Skate	3			1:12.629	1:12.629	1:13.437	1:12.859		
 Bouchard, Louis	Skate	4			1:13.090	1:13.090	1:14.363	1:13.613		
 Owens, Morgan	Skate	5			1:13.106	1:23.153	1:13.328	1:13.106		
 King, Matthew	Skate	6			1:13.351	1:13.578	1:13.351	1:13.899		
 Capps, Maxwell	Skate	7			1:13.406	1:13.406	1:17.496	1:14.937		
 Rojas, Tim	Skate	8			1:13.457	1:14.914	1:13.457	1:13.664		
 Madariaga, Antonio	Skate	9	1		1:13.570	1:14.301	1:13.570	1:13.875		
 Hannigan, Alex	Skate	10			1:13.726	1:14.054	1:14.075	1:13.726		
 Belanger, Garrett	Skate	11			1:13.863	1:14.359	1:13.863	1:14.641		
 Déry, Louis-Philippe	Skate	12			1:13.910	1:14.598	1:14.140	1:13.910		
 Napp, Kenneth	Skate	13			1:13.934	1:53.070	1:15.828	1:13.934		
 Arthurs, Clayton	Skate	14			1:13.969	1:14.058	1:13.969	1:14.164		
 Daniels, Ajay	Skate	15			1:14.090	1:14.219	1:14.824	1:14.090		
 Noseworthy, Matthew	Skate	16			1:14.101	1:14.754	1:14.101	1:15.250		
 Rutherford, Gavin	Skate	17			1:14.187	1:14.187	1:14.472	1:14.847		
 Chappelle, Nathaniel	Skate	18	2		1:14.274	1:22.008	1:14.274	1:15.054		
 Bergel, Joshua	Skate	19			1:14.308	1:14.308	1:14.364	1:15.254		
 Gagnon, Mathieu	Skate	20			1:14.399	1:16.023	1:14.477	1:14.399		
 Martin, Jesse	Skate	21			1:14.484	1:14.750	1:16.164	1:14.484		
 Del Bigio, Matteo	Skate	22	3		1:14.527	1:14.679	1:14.887	1:14.527		
 Minsky, Daniel	Skate	23			1:14.570	1:14.758	1:14.570	1:14.980		
 Manning, Dexter	Skate	24			1:14.699	1:14.699	1:14.835			
 Fitter, Mike	Skate	25			1:14.820	1:14.820		1:14.914		
 Melo, Luke	Skate	26			1:14.871	1:15.320	1:14.871			
 Prier, Shawn	Skate	27			1:14.921	1:15.363	1:27.993	1:14.921		



Name	Discipline	Open	WNB	Jrs	Best	Run1	Run2	Run3	Run4	Run5
Skate										
 Medina, Edgar	Skate	28			1:15.074	1:15.473	1:15.074	1:15.661		
 Brickenden, Cam	Skate	29			1:15.340	1:16.207	1:15.891	1:15.340		
 Baier, Cody	Skate	30			1:15.344	1:15.344	1:16.575	1:16.171		
 Beaulieu, William	Skate	31			1:15.367	1:17.336	1:15.367	1:16.969		
 Moore, Robert	Skate	32			1:15.379	1:16.207	1:15.434	1:15.379		
 Sidorchuk, Samuel	Skate	33			1:15.445	1:15.656	1:20.059	1:15.445		
 Breheny, Lachlan	Skate	34			1:15.531	1:17.054	1:15.531	1:17.246		
 Young, Sean	Skate	35			1:15.633	1:16.137	1:15.633	1:15.879		
 Casey, Elliott	Skate	36		4	1:15.809	1:17.082	1:15.809	1:16.488		
 Trottier, Evan	Skate	37			1:16.172	1:16.172	1:16.875	1:17.078		
 Gibbison, Alex "Gibby"	Skate	38			1:16.199	1:16.719	1:16.781	1:16.199		
 Fitzpatrick, Zack	Skate	39			1:16.214	1:17.254	1:16.621	1:16.214		
 Jouan, Augustin	Skate	40			1:16.316	1:17.902	1:18.168	1:16.316		
 Muller, Djahkobe	Skate	41			1:16.629	1:16.988	1:16.629	1:28.200		
 Hilts, Jackson	Skate	42			1:16.719	1:16.719	1:18.000	1:16.883		
 Leveille, Jerome	Skate	43			1:16.758	1:28.668	1:17.789	1:16.758		
 English, Raggie	Skate	44			1:16.762	1:21.340	1:17.414	1:16.762		
 Hill, Katerina	Skate	45		1	1:16.828	1:16.977	1:16.828	1:16.992		
 Connolly, Kieran	Skate	46			1:16.980	1:28.015	1:17.843	1:16.980		
 Doorn, Oshoowa	Skate	47			1:17.000	1:17.118	1:17.000	1:18.281		
 Scott, Timothy	Skate	48			1:17.398		1:18.965	1:17.398		
 Kuhn, Aaron	Skate	49			1:17.410	1:23.090	1:18.176	1:17.410		
 Chung, William	Skate	50			1:17.426	1:17.426	1:26.789	1:19.542		
 Abudarham, Gael	Skate	51			1:17.472	1:18.613	1:17.566	1:17.472		
 Sartor, Leo	Skate	52			1:17.570	1:17.570	1:18.648	1:17.801		
 Laberge, Fred	Skate	53			1:17.777		1:17.777	1:17.899		
 Townsend, David	Skate	54			1:18.293	1:24.113	1:18.293	1:18.383		
 Hathaway, Ryder	Skate	55			1:18.305			1:18.305	1:19.355	
 Kaye, Maxwell	Skate	56			1:18.824		1:21.379	1:18.824		
 Gropper, Shai	Skate	57		2	1:19.199	1:20.473	1:32.258	1:19.199		
 Seaifan, Aladdin	Skate	58			1:19.828	1:19.828	1:26.750	1:20.277		
 Saini, Sanjeet	Skate	59			1:20.016	1:21.043	1:27.590	1:20.016		
 Knight, Nelson	Skate	60			1:20.227	1:21.968	1:20.227	1:21.805		
 Zuhr, Marcus	Skate	61			1:20.832	1:46.891	1:20.832	1:20.945		
 Hiebert, Diane	Skate	62		3	1:21.008	1:21.008	1:21.297	1:21.664		
 Fillback, Alicia	Skate			4	1:21.043	1:21.926	1:21.043	1:21.985		
 Johnson, Chase	Skate	63			1:21.078		1:23.762	1:21.078		
 Olin, Blake	Skate	64			1:21.661	1:22.652	1:26.090	1:21.661		
 Tymofieiev, Yaroslav	Skate	65			1:23.020	1:23.629	1:23.801	1:23.020		
 O'Neill, Anna	Skate	66		5	1:23.165	1:32.652	1:34.727	1:23.165		
 Corduff, Emerson	Skate	67		5	1:25.469	1:27.918	1:25.469	1:26.336		
 Sheppard, Amie	Skate	68		6	1:27.602	1:27.711	1:35.918	1:27.602		



Name	Discipline	Open	WNB	Jrs	Best	Run1	Run2	Run3	Run4	Run5
Skate										
 Libby, Bean	Skate	69			1:27.848	1:33.273	1:27.848	1:30.153		
 Schlese, Ethan	Skate	70			1:28.403	1:44.981	1:28.403	1:44.461		
 Woiczuk, Ahren	Skate	71		6	1:28.512	1:34.816	1:31.117	1:28.512		
 Pendlebury, Emily	Skate			7	1:31.422	1:32.875	1:31.422	1:31.699		
 Finch, Elycia	Skate			8	1:32.136	1:37.648	1:32.375	1:32.136		
 Racine, Kalie	Skate			9	1:33.008	1:33.008	1:39.496	1:36.773		
 Messenger, Kady	Skate	72		10	1:37.149	1:43.039	1:40.582	1:37.149		
 Campbell, Tessa	Skate	73		11	1:37.164		1:37.164			
 Glaubitz, Josie	Skate			12	1:41.426	1:44.019	1:41.426			
 Morgan, Marcie	Skate			13	1:42.668	1:43.863	1:42.668	1:49.218		
 Rein, Madelaine	Skate	74		14	1:46.148	1:46.148	1:58.758			
 Grant, Brendan	Skate									
 Befus, David	Skate									
 Robinson, Benjamin	Skate									

